



Drive

12V

Spreading
width

0.8–6 m

Agitator

**Grit up
to 8 mm**

Metal parts

**stainless
steel
(1.4301)**

Cables



Control panel



LAS



Videos



SNOW MACHINERY

POLAROPRO®

The universal spreader attachment for all vehicles with a 12 V connection for the targeted and homogeneous spreading of salt, grit, sand, and even fertiliser.

POLARO® – PROFESSIONAL WINTER ROAD MAINTENANCE, NO SPECIAL VEHICLE REQUIRED

With the POLARO® you can spread salt, grit, sand, and also fertiliser using virtually any vehicle having a 12 V supply, e.g. a private car, pickup, lorry, wheel loader, mini tractor, quad bike, etc. The frame of the POLARO® already contains all the holes required for mounting. By steplessly adjusting the spreader disc's rotational speed from the control panel, you can infinitely adjust the spreading width from 0.8 m (footpath) to 6 m (e.g. parking space) while on the move.

The advantages of the POLARO® at a glance:

- Working width can be infinitely adjusted from 0.8 – 6.0m directly from the control panel provided as standard (up to 12m as an option)
- Operation via control console from the cab/driver's seat
- Stepless adjustment of the spreading dosage
- Frame, valve, and spreading disc made from non-rusting stainless steel as standard
- Cables protected in waterproof junction box
- Autostart separates agglomerated spreading material
- Stainless steel agitator with patented LEHNER agitator system guarantees a continuous flow of free-flowing material
- 24V operation is possible using a transformer





OPTIONAL for hopper sizes 110 l and 170 l:

Saline agitator for slow-flowing salt (e.g. very fine, damp salt) available at extra cost.



For further information visit: www.lehner.eu

POLARO® TECHNICAL DATA

				
Hopper capacity (litres)	70 l	110 l	170 l	250 l
Dimensions (LxWxH) in mm	490x585x870	490x585x1,050	690x610x1,100	785x670x1,230
Weight	29 kg	38 kg	42 kg	53 kg
Capacity, salt	approx. 90 kg	approx. 140 kg	approx. 220 kg	approx. 325 kg
Spreading area at 20 g/m ²	approx. 4,500m ²	approx. 7,000m ²	approx. 11,000m ²	approx. 16,250m ²
Battery cable / control cable	3 m / 3 m	5 m / 6 m	5 m / 6 m	5 m / 6 m
Motor power	Spreading disc: 60W / Agitator: 150W			
Power consumption	When starting, up to 24A, normal operation up to 13A			
Operating temp. / storage temp.	-10 to +70 °C / -30 to +70 °C			




Perfectly equipped for winter:
Wheel loader with POLARO® including
foldaway pulling jaw bracket

LAS CONTROL PANEL



Switching functions of the POLARO® control panel:

The POLARO® comes with LAS control panel as standard, which lets you switch the machine on and off and open and close the valve at the touch of a button. Setting the spreading width is easily done by infinitely adjusting the spreading disc's rotational speed (40 – 600 rpm) using the rotary knob. And of course, you can also flexibly set the working width in no time while driving.



Manual dosing:


On the POLARO®, the desired flow rate is set manually directly on the machine using the dosing valve. The quantity of spreading material can be changed when required by changing the driving speed.



Patented agitator system:

The stainless steel agitator with patented LEHNER agitator system keeps the material flowing freely. This helps to prevent the contents from compressing and ensures a continuous flow of spreading material.

OPTIONAL: Cable connection – the ideal addition



An L-shaped mounting plate with pre-drilled holes is also included with delivery.

A cable connection makes it considerably easier to fit the spreader, as the entire 6 m control cable no longer needs to be installed or taken away again on removal.

The cable connection can be delivered for customers to retrofit themselves, or fitted by us at the factory. The cable to the spreader is generally cut at 1.2 m and a connector fitted to it. A socket is fitted to the end of the longer section (4.8 m) to the control panel. When the spreader is no longer needed, simply disconnect the plug connection (plug/socket), remove the spreader and possibly the attachment, and stow away. The rest of the control cable plus control panel simply remains in/on the vehicle. If you wish to insert the cable connection at a different position on the control cable, please state this when ordering.



Accessories: Cable connection – water-tight – for disconnecting the main (control) cable from the spreader to the control panel.

ACCESSORIES

You can find further brackets and special accessories for the POLARO® at www.lehner.eu



Spare wheel bracket for attaching the spreader to an all-terrain vehicle. One hole is pre-drilled – two more may be required as per hole pattern.




Adjustable pick-up bracket (hot-dip galvanized) with plenty of options for adapting to almost any pick-up model.



Holding device for tailboard for attaching to a vertical wall – secure the spreader easily using two set screws.



Three-Point-Frame CAT 0, CAT I, CAT II for attaching to the top and bottom links of the hydraulics (front or rear installation).



Drawbar coupling holder, lowerable – for easy attachment of the POLARO® E 250 to a wheel loader or forklift truck.



Suitable for:
POLARO® E 70–170 I

Drawbar coupling holder, foldable – simple access to the rear of the wheel loader or forklift truck without detaching the spreader.



Splash guard for self-assembly with a height of 90 cm and double hollow seam top/bottom (can be ordered quantity in meter).



Saline agitator for slow-flowing materials – this agitator is not suitable for grit or sand.

