



LEHNER®

Streuen & Dosieren mit 12 Volt

Drive

12 V

Spreading width


0.8–6 m

Warning


Signal

Metal parts

stainless steel
(1.4301)

Control panel


LAS 4

or

App control


LISA app



AGRICULTURAL MACHINERY

MiniVario®


The 12 V spreader that's ideal for use especially in viticulture and growing vegetables, asparagus, and hops. With a working width between 0.8 and 6 m, for spreading virtually any kind of granulate.

THE MiniVario® IS BRILLIANT FOR NARROW WORKING WIDTHS.

With its infinitely adjustable working width between 0.8 and 6 m, the MiniVario® from LEHNER was specially developed for use in viticulture and growing vegetables, hops, and asparagus. With its powerful 12 V drive and patented stainless steel agitator, it tackles every task with gusto, and can spread virtually any type of granulate – e.g. fertiliser, grass, catch and cover crops, and other granular materials – in a targeted and optimum way. The MiniVario® can work from either the front or rear, as the frame already features the necessary mounting holes.

Highlights of the MiniVario® from LEHNER include:

- Flexible working width from 0.8 to 6.0m (up to 12m as an option)
- Includes LAS4 control panel or LISA app control as standard for infinite adjustment of the spreading dosage
- The LISA app is available free of charge for Android and iOS
- Hopper with relief roof and discharge spout for convenient and thorough residue emptying
- Stepless adjustment of the spreading dosage via the control panel
- Frame, valve, and spreading disc made from non-rusting stainless steel
- Special patented agitator with separate drive
- Visual and acoustic fault indication on the control panel
- 10-time autostart for agglomerated spreading material
- Movable spreading disc allows one-sided spreading
- 7-pin socket or 5-pin M12 plug connection for headland management provided as standard
- Water-resistant gear motors and cables






The strengths of the MiniVario® come to the fore where working widths are restricted



Sowing grass seed with the MiniVario®

MiniVario® TECHNICAL DATA

| |  |  |
|-------------------------------|---|--|
| Hopper capacity (litres) | 110 l | 170 l |
| Dimensions (LxWxH) in mm | 490x585x1,050 | 690x610x1,100 |
| Weight | 38 kg | 42 kg |
| Motor power | Spreading disc: 60W / Agitator: 150W | |
| Speed range | Spreading disc: 40 to 600 rpm / Agitator: 54 rpm | |
| Operating / storage temp. | -10 to +70°C / -30 to +70°C | |
| Battery cable / control cable | 5 m (4.0 mm²) / 6 m | |
| Power consumption | When starting, up to 24 A, normal operation up to 13 A | |
| Spreading width | Stepless from 0.8 to 6 m | |



Special agitator

The stainless steel agitator with patented LEHNER agitator system is driven by a separate motor. Thanks to the automatic breakaway, the agitator can overcome even high resistance without overloading the motor. This ensures that the free-flowing material is dispensed continuously.

■ Spreading fertiliser in the vineyard with the MiniVario® 170



Spread with comfort and convenience using the LAS4 control panel or LISA app control – the choice is yours!




As well as setting the working width, all other switching functions are also controlled from the control panel or via the app. These include On/Off, adjusting the valve for the spreading dosage, checking the voltage, setting the empty indicator, etc. What's more, the app and control panel also issue a visual and acoustic warning when the valve is not in position, for example, or the hopper level is down to minimum. With AUTO-DOSIS as standard for speed-dependent dosing, LISA app control offers even greater convenience (see overleaf).



Electronic dosing

On the MiniVario®, the flow rate of the spreading material is regulated directly on the control panel. The dosage can also be set and changed in this way while on the move.



Variable sideways spreading

Aligning the spreading disc diagonally changes the discharge point of the spreading material and enables optimum sideways spreading. This way, even one-sided spreading is problem-free using the MiniVario®.

Speed-dependent dosing with AUTO-DOSIS



The menu of the AUTO-DOSIS control unit contains spreading charts from the manufacturer. If necessary, the manufacturer can install further spreading charts (if available).

After you have entered the desired parameters, the AUTO-DOSIS (optional with the LAS4 panel, standard with LISA control) automatically adapts the valve position to the driving speed, therefore also reacting to acceleration and braking manoeuvres, ensuring an ever constant discharge rate (kg/ha).

1. AUTO-DOSIS via 7-pin signal socket

The driving speed is recorded via the 7-pin signal socket on the tractor, and transmitted to the LAS4 control panel. In this version, the signal socket also includes the headland management system.

2. AUTO-DOSIS via GPS receiver

The speed is determined by GPS and transmitted to the LAS4 control panel.

3. AUTO-DOSIS with LISA control as standard

The speed data are determined and processed by the GPS of the LISA control.



7-pin headland management cable (accessory)



GPS receiver (accessory)

ACCESSORIES:

You can find further attachments and all accessories for the MiniVario® at www.lehner.eu



Triangular bracket for spreaders for tool-free installation on the vehicle's Accord or three-point top link.



Cultivator bracket for triangular – for convenient mounting in combination with the three-point top link attachment.



Standard cultivator bracket – for securing the SuperVario® spreader to a soil cultivator.



Three-Point-Frame CAT 0, CAT I, CAT II for attaching to the top and bottom links of the hydraulics (front or rear installation).



Spreading disc motor for larger working widths achieves a speed of 1,200 rpm and spreading widths of up to 12 m.



Headland management system with hydraulic sensor and magnet for tractors without 7-pin headland management signal socket.



Cable connection (plug/socket) – water-tight – for disconnecting the main cable between the spreader and the control panel.



OPTIONAL: Saline agitator for slow-flowing material – for mounting upright in the hopper.



LEHNER®
Streuen & Dosieren mit 12 Volt