

LEHNER

SuperVario[®]


Baffle Plate

"adjustable"


Assembly Instructions

To fit the baffle on your SuperVario[®] Spreader, please proceed as follows:


1. Remove the hopper of your SuperVario[®] and remove the cover plate (water blue) of the slide unit.
2. To be able to attach the baffle plate, the Edge protection on the frame can be partially removed. To do this, cut it at the front of the Spreader frame so far that the baffle plate sits directly on the frame. (Front complete - approx. 4 cm after above - see attached picture)
3. Remove the water-blue baffle plate (impact plate) on the left Side and mount the supplied smaller shaped sheet with the two holes on the left side of your Spreader, thus the distance between the frame and the guide plate closed is.
4. Place the baffle plate on the frame and mark drill holes using the two fastening struts on the frame.
The holes must be drilled with 7 mm so supplied M 6 pass through. The holes are already on new machines provided so that no more holes must be drilled.
5. Mount the baffle plate on your spreader.
6. Attach the larger of the supplied shaped sheets on the right side of the baffle.
The sheet is on the inside at the holes provided for this purpose to screw tight.



Löcher bohren / drill holes
Blech montieren! / Mount sheet metal!



Blech montieren! / Mount sheet metal!
Kerbe in Streutabellen! / Notch in spreading chart



Blech montieren! / Mount sheet metal!



Baffle settings "adjustable"

LEHNER SuperVario®

Viterra® rapeseed

Delivery height: 1.00 m Last updated: 08/2016


47% phacelia/24% flax/19% Persian clover/10% Alexandrine clover

| | | Vane setting (vane from left to right) | | | | | | | | | | |
|--|--|--|--|--|--|--|--|--|--|----|--|--|
| | | | | | | | | | | | | |
| | | | | | | | | | | | | |
| | | | | | | | | | | | | |
| | | | | | | | | | | | | |
| | | | | | | | | | | | | |
| | | | | | | | | | | | | |
| | | | | | | | | | | | | |
| | | | | | | | | | | | | |
| | | | | | | | | | | | | |
| | | | | | | | | | | | | |
| | | | | | | | | | | | | |
| | | | | | | | | | | | | |
| | | | | | | | | | | | | |
| | | | | | | | | | | | | |
| | | | | | | | | | | | | |
| | | | | | | | | | | | | |
| | | | | | | | | | | | | |
| | | | | | | | | | | | | |
| | | | | | | | | | | | | |
| | | | | | | | | | | | | |
| | | | | | | | | | | | | |
| | | | | | | | | | | | | |
| | | | | | | | | | | | | |
| | | | | | | | | | | | | |
| | | | | | | | | | | | | |
| | | | | | | | | | | | | |
| | | | | | | | | | | | | |
| | | | | | | | | | | | | |
| | | | | | | | | | | | | |
| | | | | | | | | | | | | |
| | | | | | | | | | | | | |
| | | | | | | | | | | | | |
| | | | | | | | | | | | | |
| | | | | | | | | | | | | |
| | | | | | | | | | | | | |
| | | | | | | | | | | | | |
| | | | | | | | | | | | | |
| | | | | | | | | | | | | |
| | | | | | | | | | | | | |
| | | | | | | | | | | | | |
| | | | | | | | | | | | | |
| | | | | | | | | | | | | |
| | | | | | | | | | | | | |
| | | | | | | | | | | | | |
| | | | | | | | | | | | | |
| | | | | | | | | | | | | |
| | | | | | | | | | | | | |
| | | | | | | | | | | | | |
| | | | | | | | | | | | | |
| | | | | | | | | | | | | |
| | | | | | | | | | | | | |
| | | | | | | | | | | | | |
| | | | | | | | | | | | | |
| | | | | | | | | | | | | |
| | | | | | | | | | | | | |
| | | | | | | | | | | | | |
| | | | | | | | | | | | | |
| | | | | | | | | | | | | |
| | | | | | | | | | | | | |
| | | | | | | | | | | | | |
| | | | | | | | | | | | | |
| | | | | | | | | | | | | |
| | | | | | | | | | | | | |
| | | | | | | | | | | | | |
| | | | | | | | | | | | | |
| | | | | | | | | | | | | |
| | | | | | | | | | | | | |
| | | | | | | | | | | | | |
| | | | | | | | | | | | | |
| | | | | | | | | | | | | |
| | | | | | | | | | | | | |
| | | | | | | | | | | | | |
| | | | | | | | | | | | | |
| | | | | | | | | | | | | |
| | | | | | | | | | | | | |
| | | | | | | | | | | | | |
| | | | | | | | | | | | | |
| | | | | | | | | | | | | |
| | | | | | | | | | | | | |
| | | | | | | | | | | | | |
| | | | | | | | | | | | | |
| | | | | | | | | | | | | |
| | | | | | | | | | | | | |
| | | | | | | | | | | | | |
| | | | | | | | | | | | | |
| | | | | | | | | | | | | |
| | | | | | | | | | | | | |
| | | | | | | | | | | | | |
| | | | | | | | | | | | | |
| | | | | | | | | | | | | |
| | | | | | | | | | | | | |
| | | | | | | | | | | | | |
| | | | | | | | | | | | | |
| | | | | | | | | | | | | |
| | | | | | | | | | | | | |
| | | | | | | | | | | | | |
| | | | | | | | | | | </ | | |

| | | | | | | |
|----------------------|--|----|----|----|----|----|
| km/h | | 6 | 8 | 10 | 12 | 15 |
| Output rate 15 kg/ha | | | | | | |
| Slide opening 2.0 m | | 21 | 23 | 24 | 26 | 27 |
| Slide opening 2.5 m | | 22 | 24 | 26 | 27 | 31 |
| Slide opening 3.0 m | | 23 | 25 | 27 | 30 | 32 |
| Slide opening 3.5 m | | 24 | 26 | 28 | 31 | 33 |
| Slide opening 4.0 m | | 25 | 27 | 29 | 32 | 34 |


Please note that these are guide values.


These settings must be checked and, if necessary, adjusted by means of a field test.



©LEHNER





| LEHNER SuperVario® | | | | | | | | | | | | |
|--|------|---|--------|--------|--------|--------|--------|-------|-----------------|-----------------|--|---|
| Viterra® Fast green mix | | | | | | | | | | | | |
| Delivery height: 1.00 m | | Last updated: 07/2015 58% ALBATROS white mustard/23% Alexandrine clover/19% ENERGY Sarepta mustard seed | | | | | | | | | | |
| | | Vane setting (vane from left to right) | | | | | | | | | | |
| Working width | rpm | Vane 1 | Vane 2 | Vane 3 | Vane 4 | Vane 5 | Vane 6 | Notch | Casting blade 1 | Casting blade 2 | | |
| 2.5 m | 900 | 2 | 14 | 24 | 67 | 77 | 88 | 4 | Hole 2.5 | Hole 2.5 | | |
| 3.0 m | 1500 | 2 | 14 | 24 | 67 | 77 | 88 | 5 | Hole 2.0 | Hole 2.0 | | |
| 3.5 m | 1900 | 2 | 14 | 24 | 67 | 77 | 88 | 6 | Hole 2.0 | Hole 2.0 | | |
| 4.0 m | 2200 | 2 | 14 | 24 | 67 | 77 | 88 | 7 | Hole 2.0 | Hole 2.0 | | |
| | | | | | | | | | | | | |
| km/h | | | 6 | 8 | 10 | 12 | 15 | | | | |  |
| Output rate 15 kg/ha | | | | | | | | | | | | |
| Slide opening 2.5 m | | | 18 | 20 | 22 | 24 | 27 | | | | | |
| Slide opening 3.0 m | | | 17 | 19 | 21 | 23 | 26 | | | | | |
| Slide opening 3.5 m | | | 18 | 20 | 22 | 24 | 27 | | | | | |
| Slide opening 4.0 m | | | 19 | 21 | 23 | 25 | 28 | | | | | |
| Please note that these are guide values. | | | | | | | | | | | | |
| These settings must be checked and, if necessary, adjusted by means of a field test. | | | | | | | | | | | | |
| | | | | | | | | | | ©LEHNER | | |



<



| LEHNER SuperVario® | | | | | | | | | | | |
|--|------|--|--------|----------------------------|--------|--------|--------|---|-----------------|-----------------|----------|
| Phacelia-buckwheat mix | | | | | | | | | | | |
| Delivery height: 1.00 m | | Last updated: 07/2015 | | 50% phacelia/50% buckwheat | | | | | | | |
| | | Vane setting (vane from left to right) | | | | | | | | | |
| Working width | rpm | Vane 1 | Vane 2 | Vane 3 | Vane 4 | Vane 5 | Vane 6 | Notch | Casting blade 1 | Casting blade 2 | |
| 2.5 m | 1000 | 4 | 12 | 22 | 68 | 78 | 86 | 3 | Hole 3.5 | Hole 3.5 | Hole 3.5 |
| 3.0 m | 1500 | 4 | 12 | 22 | 68 | 78 | 86 | 4 | Hole 2.0 | Hole 2.0 | Hole 2.0 |
| 4.0 m | 2000 | 4 | 12 | 22 | 68 | 78 | 86 | 5 | Hole 2.0 | Hole 2.0 | Hole 5.0 |
| | | | | | | | | | | | |
| km/h | | | 6 | 8 | 10 | 12 | 15 |  | | | |
| Output rate 35 kg/ha | | | | | | | | | | | |
| Slide opening 2.5 m | | | 32 | 35 | 38 | 41 | 46 | | | | |
| Slide opening 3.0 m | | | 34 | 37 | 41 | 45 | 51 | | | | |
| Slide opening 4.0 m | | | 36 | 39 | 42 | 47 | 53 | | | | |
| Please note that these are guide values. | | | | | | | | | | | |
| These settings must be checked and, if necessary, adjusted by means of a field test. | | | | | | | | | | | |
| ©LEHNER | | | | | | | | | | | |



| LEHNER SuperVario® | | | | | | | | | | |
|--|------|--|--------|--------|--------|--------|--------|-------|-----------------|-----------------|
| White mustard/oil radish mix | | | | | | | | | | |
| Delivery height: 1.00 m | | Last updated: 07/2015 | | | | | | | | |
| | | 60% white mustard/40% oil radish | | | | | | | | |
| | | Vane setting (vane from left to right) | | | | | | | | |
| Working width | rpm | Vane 1 | Vane 2 | Vane 3 | Vane 4 | Vane 5 | Vane 6 | Notch | Casting blade 1 | Casting blade 2 |
| 3.0 m | 750 | 1 | 11 | 21 | 69 | 79 | 89 | 4 | Hole 1.5 | Hole 5.0 |
| 4.0 m | 1500 | 1 | 14 | 24 | 67 | 77 | 90 | 4 | Hole 3.0 | Hole 4.5 |
| | | | | | | | | | | |
| km/h | | 6 | 8 | 10 | 12 | 15 | | | | |
| Output rate 15 kg/ha | | | | | | | | | | |
| Slide opening 3.0 m | | 23 | 25 | 27 | 30 | 34 | | | | |
| Slide opening 4.0 m | | 24 | 26 | 28 | 31 | 35 | | | | |
| Please note that these are guide values. | | | | | | | | | | |
| These settings must be checked and, if necessary, adjusted by means of a field test. | | | | | | | | | | |
| | | | | | | | | | | ©LEHNER |

